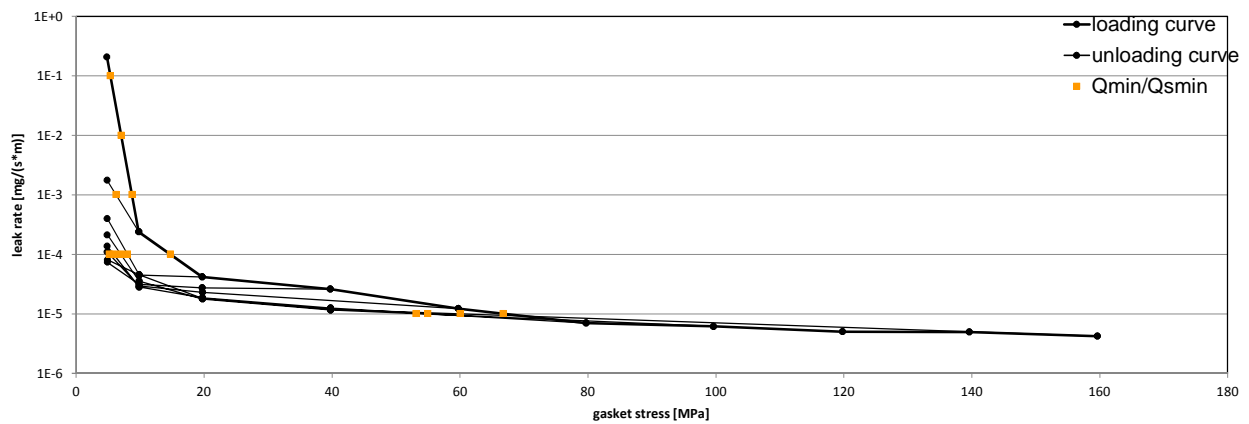


Company Address	Garlock GmbH, Falkenweg 1, 41468 Neuss, Germany
Gasket Type	GYLON® Style 3504
Sealing element dimensions [mm]	92 x 49 x 2

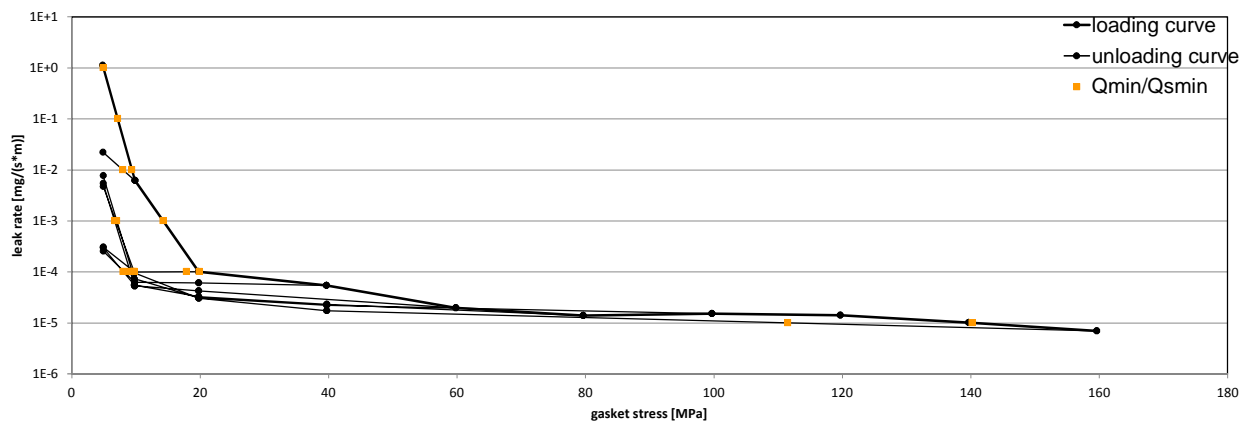
L [mg/(s*m)]	Q <sub>min/L</sub> [MPa]	Minimum stress to seal Q <sub>min/L</sub> (at assembly), Q <sub>Smin/L</sub> (after off-loading) for p = 10 bar									
		Q <sub>Smin/L</sub> [MPa]									
		Q <sub>A</sub> = 10 MPa	Q <sub>A</sub> = 20 MPa	Q <sub>A</sub> = 40 MPa	Q <sub>A</sub> = 60 MPa	Q <sub>A</sub> = 80 MPa	Q <sub>A</sub> = 100 MPa	Q <sub>A</sub> = 120 MPa	Q <sub>A</sub> = 140 MPa	Q <sub>A</sub> = 160 MPa	
10 <sup>0</sup>	5	5	5	5	5	5	5			5	
10 <sup>-1</sup>	5	5	5	5	5	5	5			5	
10 <sup>-2</sup>	7	5	5	5	5	5	5			5	
10 <sup>-3</sup>	9	6	5	5	5	5	5			5	
10 <sup>-4</sup>	15		5	5	5	6	7			8	
10 <sup>-5</sup>	67					55	53			60	
10 <sup>-6</sup>											
10 <sup>-7</sup>											
10 <sup>-8</sup>											

### Leakage - ambient temperature / inner pressure = 10 bar



L [mg/(s*m)]	Q <sub>min/L</sub> [MPa]	Minimum stress to seal Q <sub>min/L</sub> (at assembly), Q <sub>Smin/L</sub> (after off-loading) for p = 20 bar									
		Q <sub>Smin/L</sub> [MPa]									
		Q <sub>A</sub> = 10 MPa	Q <sub>A</sub> = 20 MPa	Q <sub>A</sub> = 40 MPa	Q <sub>A</sub> = 60 MPa	Q <sub>A</sub> = 80 MPa	Q <sub>A</sub> = 100 MPa	Q <sub>A</sub> = 120 MPa	Q <sub>A</sub> = 140 MPa	Q <sub>A</sub> = 160 MPa	
10 <sup>0</sup>	5	5	5	5	5	5	5			5	
10 <sup>-1</sup>	7	5	5	5	5	5	5			5	
10 <sup>-2</sup>	9	8	5	5	5	5	5			5	
10 <sup>-3</sup>	14		5	5	5	7	7			7	
10 <sup>-4</sup>	20		18	8	8	9	9			10	
10 <sup>-5</sup>	140									112	
10 <sup>-6</sup>											
10 <sup>-7</sup>											
10 <sup>-8</sup>											

### Leakage - ambient temperature / inner pressure = 20 bar



Note: the content of darkened cells was not determined respectively is unnecessary

Rev - No: 3

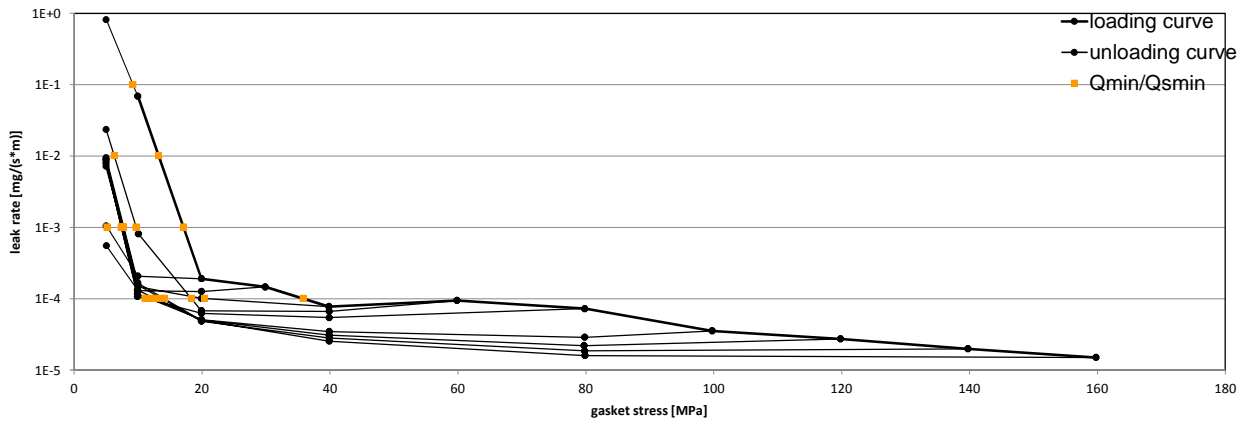
Creation date of this sheet:

27.11.2014

Company Address	Garlock GmbH, Falkenweg 1, 41468 Neuss, Germany
Gasket Type	GYLON® Style 3504
Sealing element dimensions [mm]	92 x 49 x 2

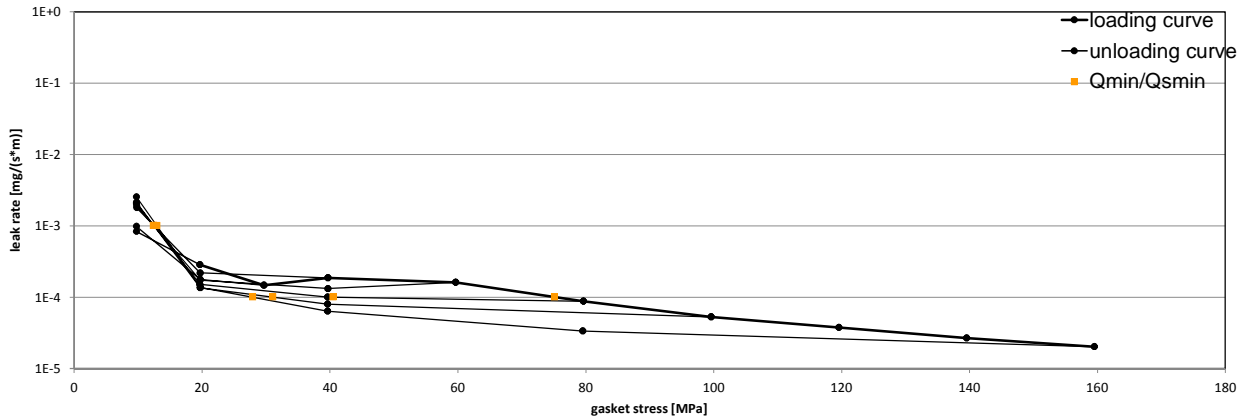
L [mg/(s*m)]	Q <sub>min/L</sub> [MPa]	Minimum stress to seal Q <sub>min/L</sub> (at assembly), Q <sub>Smin/L</sub> (after off-loading) for p = 40 bar									
		Q <sub>Smin/L</sub> [MPa]									
		Q <sub>A</sub> = 10 MPa	Q <sub>A</sub> = 20 MPa	Q <sub>A</sub> = 30 MPa	Q <sub>A</sub> = 40 MPa	Q <sub>A</sub> = 60 MPa	Q <sub>A</sub> = 80 MPa	Q <sub>A</sub> = 100 MPa	Q <sub>A</sub> = 120 MPa	Q <sub>A</sub> = 140 MPa	Q <sub>A</sub> = 160 MPa
10 <sup>0</sup>	10	5	5	5	5	5	5	5	5	5	5
10 <sup>-1</sup>	10	9	5	5	5	5	5	5	5	5	5
10 <sup>-2</sup>	13		5	5	5	6	5	5	5	5	5
10 <sup>-3</sup>	17		5	5	8	10	7	7	8	8	8
10 <sup>-4</sup>	36				20	18	11	12	13	14	14
10 <sup>-5</sup>											
10 <sup>-6</sup>											
10 <sup>-7</sup>											
10 <sup>-8</sup>											

### Leakage - ambient temperature / inner pressure = 40 bar



L [mg/(s*m)]	Q <sub>min/L</sub> [MPa]	Minimum stress to seal Q <sub>min/L</sub> (at assembly), Q <sub>Smin/L</sub> (after off-loading) for p = 80 bar								
		Q <sub>Smin/L</sub> [MPa]								
		Q <sub>A</sub> = 20 MPa	Q <sub>A</sub> = 30 MPa	Q <sub>A</sub> = 40 MPa	Q <sub>A</sub> = 60 MPa	Q <sub>A</sub> = 80 MPa	Q <sub>A</sub> = 100 MPa	Q <sub>A</sub> = 120 MPa	Q <sub>A</sub> = 140 MPa	Q <sub>A</sub> = 160 MPa
10 <sup>0</sup>	20	10	10	10	10	10	10			10
10 <sup>-1</sup>	20	10	10	10	10	10	10			10
10 <sup>-2</sup>	20	10	10	10	10	10	10			10
10 <sup>-3</sup>	20	10	10	13	12	12	12			13
10 <sup>-4</sup>	75					41	31			28
10 <sup>-5</sup>										
10 <sup>-6</sup>										
10 <sup>-7</sup>										
10 <sup>-8</sup>										

### Leakage - ambient temperature / inner pressure = 80 bar



Note: the content of darkened cells was not determined respectively is unnecessary

Rev - No: 3

Creation date of this sheet:

27.11.2014

