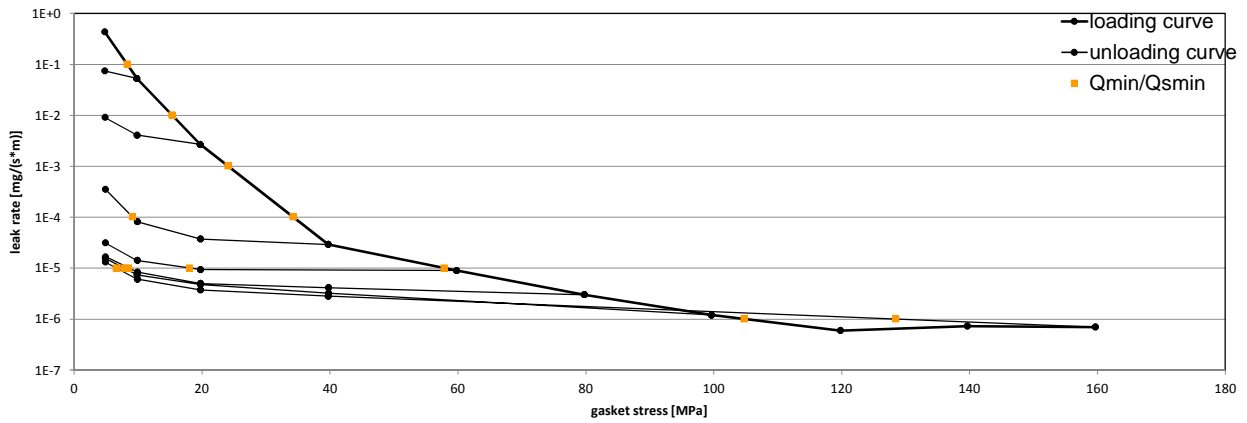


Company Address	Garlock GmbH, Falkenweg 1, 41468 Neuss, Germany
Gasket Type	GYLON® Style 3501-E
Sealing element dimensions [mm]	92 x 49 x 2

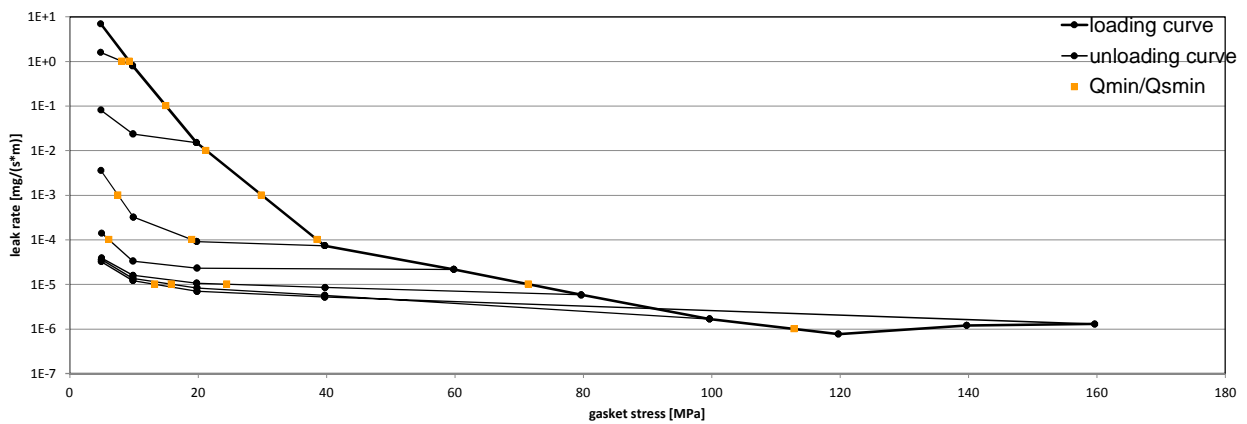
L [mg/(s*m)]	Q <sub>min/L</sub> [MPa]	Minimum stress to seal Q <sub>min/L</sub> (at assembly), Q <sub>Smin/L</sub> (after off-loading) for p = 10 bar									
		Q <sub>Smin/L</sub> [MPa]									
		Q <sub>A</sub> = 10 MPa	Q <sub>A</sub> = 20 MPa	Q <sub>A</sub> = 40 MPa	Q <sub>A</sub> = 60 MPa	Q <sub>A</sub> = 80 MPa	Q <sub>A</sub> = 100 MPa	Q <sub>A</sub> = 120 MPa	Q <sub>A</sub> = 140 MPa	Q <sub>A</sub> = 160 MPa	
10 <sup>0</sup>	5	5	5	5	5	5	5			5	
10 <sup>-1</sup>	8	5	5	5	5	5	5			5	
10 <sup>-2</sup>	15		5	5	5	5	5			5	
10 <sup>-3</sup>	24			5	5	5	5			5	
10 <sup>-4</sup>	34			9	5	5	5			5	
10 <sup>-5</sup>	58				18	9	8			7	
10 <sup>-6</sup>	105									129	
10 <sup>-7</sup>											
10 <sup>-8</sup>											

### Leakage - ambient temperature / inner pressure = 10 bar



L [mg/(s*m)]	Q <sub>min/L</sub> [MPa]	Minimum stress to seal Q <sub>min/L</sub> (at assembly), Q <sub>Smin/L</sub> (after off-loading) for p = 20 bar									
		Q <sub>Smin/L</sub> [MPa]									
		Q <sub>A</sub> = 10 MPa	Q <sub>A</sub> = 20 MPa	Q <sub>A</sub> = 40 MPa	Q <sub>A</sub> = 60 MPa	Q <sub>A</sub> = 80 MPa	Q <sub>A</sub> = 100 MPa	Q <sub>A</sub> = 120 MPa	Q <sub>A</sub> = 140 MPa	Q <sub>A</sub> = 160 MPa	
10 <sup>0</sup>	9	8	5	5	5	5	5			5	
10 <sup>-1</sup>	15		5	5	5	5	5			5	
10 <sup>-2</sup>	21			5	5	5	5			5	
10 <sup>-3</sup>	30			8	5	5	5			5	
10 <sup>-4</sup>	39			19	6	5	5			5	
10 <sup>-5</sup>	71					24	16			13	
10 <sup>-6</sup>	113										
10 <sup>-7</sup>											
10 <sup>-8</sup>											

### Leakage - ambient temperature / inner pressure = 20 bar



Note: the content of darkened cells was not determined respectively is unnecessary

Rev - No: 3

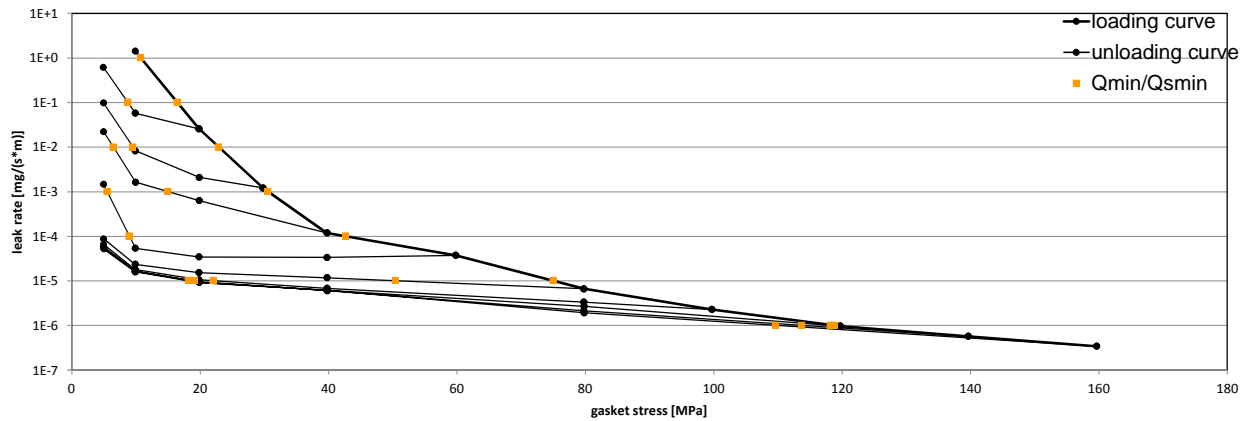
Creation date of this sheet:

07.01.2015

Company Address	Garlock GmbH, Falkenweg 1, 41468 Neuss, Germany
Gasket Type	GYLON® Style 3501-E
Sealing element dimensions [mm]	92 x 49 x 2

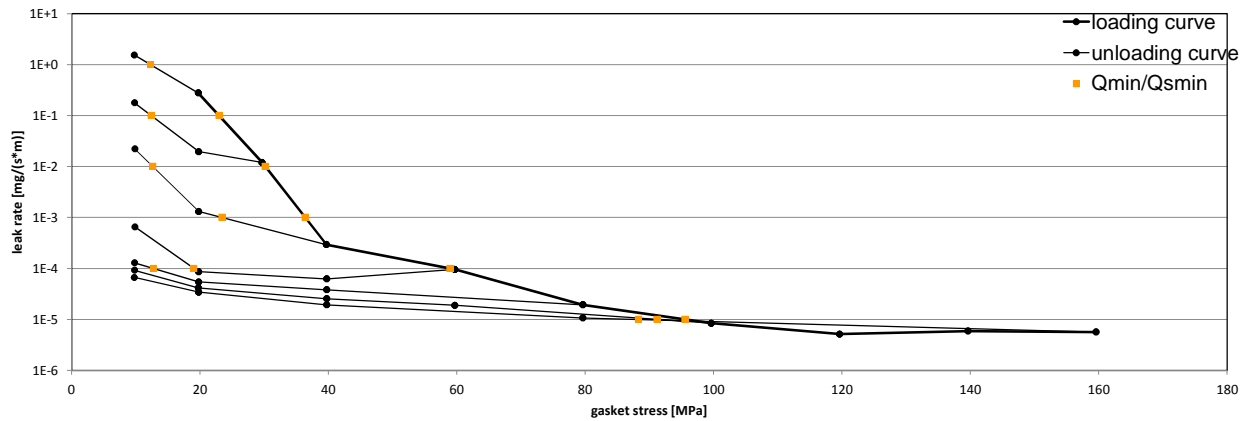
L [mg/(s*m)]	Q <sub>min/L</sub> [MPa]	Minimum stress to seal Q <sub>min/L</sub> (at assembly), Q <sub>Smin/L</sub> (after off-loading) for p = 40 bar									
		Q <sub>Smin/L</sub> [MPa]									
		Q <sub>A</sub> = 20 MPa	Q <sub>A</sub> = 30 MPa	Q <sub>A</sub> = 40 MPa	Q <sub>A</sub> = 60 MPa	Q <sub>A</sub> = 80 MPa	Q <sub>A</sub> = 100 MPa	Q <sub>A</sub> = 120 MPa	Q <sub>A</sub> = 140 MPa	Q <sub>A</sub> = 160 MPa	
10 <sup>0</sup>	11	5	5	5	5	5	5	5	5	5	
10 <sup>-1</sup>	16	9	5	5	5	5	5	5	5	5	
10 <sup>-2</sup>	23		10	6	5	5	5	5	5	5	
10 <sup>-3</sup>	31			15	6	5	5	5	5	5	
10 <sup>-4</sup>	43				9	5	5	5	5	5	
10 <sup>-5</sup>	75					50	22	18	19	18	
10 <sup>-6</sup>	119							118	114	110	
10 <sup>-7</sup>											
10 <sup>-8</sup>											

### Leakage - ambient temperature / inner pressure = 40 bar



L [mg/(s*m)]	Q <sub>min/L</sub> [MPa]	Minimum stress to seal Q <sub>min/L</sub> (at assembly), Q <sub>Smin/L</sub> (after off-loading) for p = 80 bar									
		Q <sub>Smin/L</sub> [MPa]									
		Q <sub>A</sub> = 20 MPa	Q <sub>A</sub> = 30 MPa	Q <sub>A</sub> = 40 MPa	Q <sub>A</sub> = 60 MPa	Q <sub>A</sub> = 80 MPa	Q <sub>A</sub> = 100 MPa	Q <sub>A</sub> = 120 MPa	Q <sub>A</sub> = 140 MPa	Q <sub>A</sub> = 160 MPa	
10 <sup>0</sup>	20	12	20	20	20	20	20			20	
10 <sup>-1</sup>	23		12	20	20	20	20			20	
10 <sup>-2</sup>	30			13	20	20	20			20	
10 <sup>-3</sup>	36			23	20	20	20			20	
10 <sup>-4</sup>	59				19	13	20			20	
10 <sup>-5</sup>	96						91			88	
10 <sup>-6</sup>											
10 <sup>-7</sup>											
10 <sup>-8</sup>											

### Leakage - ambient temperature / inner pressure = 80 bar



Note: the content of darkened cells was not determined respectively is unnecessary

Rev - No: 3

Creation date of this sheet:

07.01.2015

