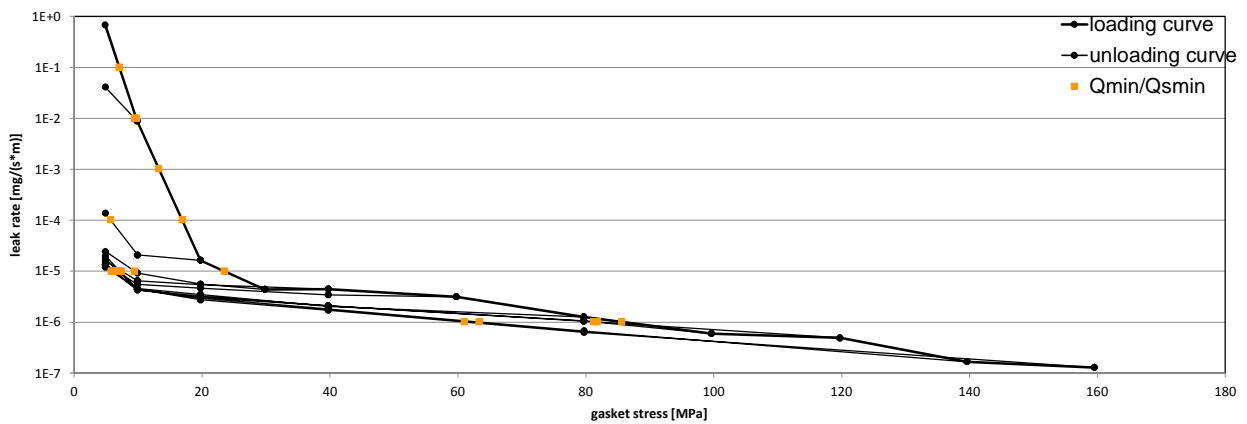


Company Address	Garlock GmbH, Falkenweg 1, 41468 Neuss, Germany
Gasket Type	Gylori® Style 3510
Sealing element dimensions [mm]	92 x 49 x 2

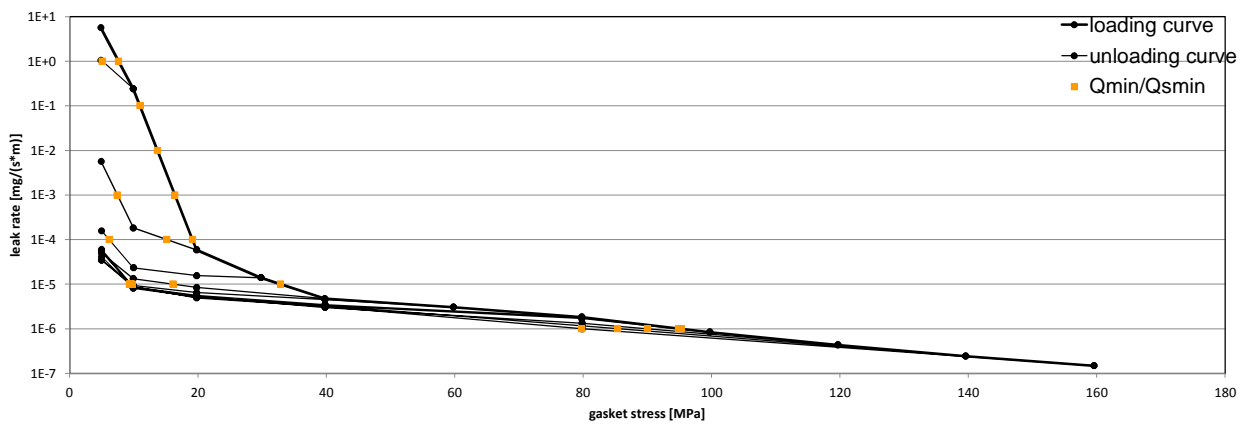
L [mg/(s*m)]	Q <sub>min/L</sub> [MPa]	Minimum stress to seal Q <sub>min/L</sub> (at assembly), Q <sub>Smin/L</sub> (after off-loading) for p = 10 bar									
		Q <sub>Smin/L</sub> [MPa]									
		Q <sub>A</sub> = 10 MPa	Q <sub>A</sub> = 20 MPa	Q <sub>A</sub> = 30 MPa	Q <sub>A</sub> = 40 MPa	Q <sub>A</sub> = 60 MPa	Q <sub>A</sub> = 80 MPa	Q <sub>A</sub> = 100 MPa	Q <sub>A</sub> = 120 MPa	Q <sub>A</sub> = 140 MPa	Q <sub>A</sub> = 160 MPa
10 <sup>0</sup>	5	5	5	5	5	5	5	5	5	5	5
10 <sup>-1</sup>	7	5	5	5	5	5	5	5	5	5	5
10 <sup>-2</sup>	10	9	5	5	5	5	5	5	5	5	5
10 <sup>-3</sup>	13		5	5	5	5	5	5	5	5	5
10 <sup>-4</sup>	17		6	5	5	5	5	5	5	5	5
10 <sup>-5</sup>	23			9	7	6	6	6	6	7	7
10 <sup>-6</sup>	86							81	82	63	61
10 <sup>-7</sup>											
10 <sup>-8</sup>											

### Leakage - ambient temperature / inner pressure = 10 bar



L [mg/(s*m)]	Q <sub>min/L</sub> [MPa]	Minimum stress to seal Q <sub>min/L</sub> (at assembly), Q <sub>Smin/L</sub> (after off-loading) for p = 20 bar									
		Q <sub>Smin/L</sub> [MPa]									
		Q <sub>A</sub> = 10 MPa	Q <sub>A</sub> = 20 MPa	Q <sub>A</sub> = 30 MPa	Q <sub>A</sub> = 40 MPa	Q <sub>A</sub> = 60 MPa	Q <sub>A</sub> = 80 MPa	Q <sub>A</sub> = 100 MPa	Q <sub>A</sub> = 120 MPa	Q <sub>A</sub> = 140 MPa	Q <sub>A</sub> = 160 MPa
10 <sup>0</sup>	8	5	5	5	5	5	5	5	5	5	5
10 <sup>-1</sup>	11		5	5	5	5	5	5	5	5	5
10 <sup>-2</sup>	14		5	5	5	5	5	5	5	5	5
10 <sup>-3</sup>	16		7	5	5	5	5	5	5	5	5
10 <sup>-4</sup>	19		15	6	5	5	5	5	5	5	5
10 <sup>-5</sup>	33				16	10	9	9	10	9	10
10 <sup>-6</sup>	95							95	90	85	80
10 <sup>-7</sup>											
10 <sup>-8</sup>											

### Leakage - ambient temperature / inner pressure = 20 bar



Note: the content of darkened cells was not determined respectively is unnecessary

Rev - No: 3

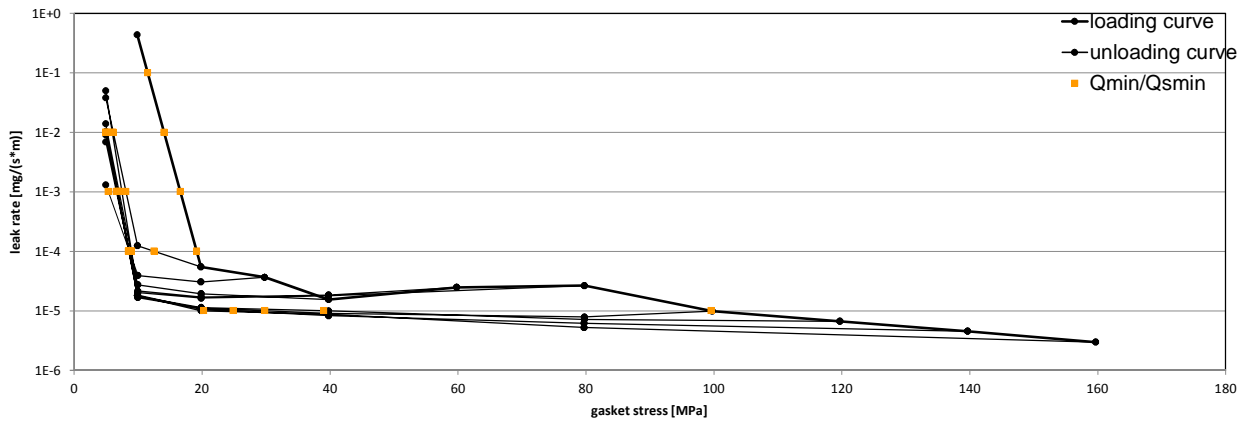
Creation date of this sheet:

07.01.2015

Company Address	Garlock GmbH, Falkenweg 1, 41468 Neuss, Germany
Gasket Type	Gylori® Style 3510
Sealing element dimensions [mm]	92 x 49 x 2

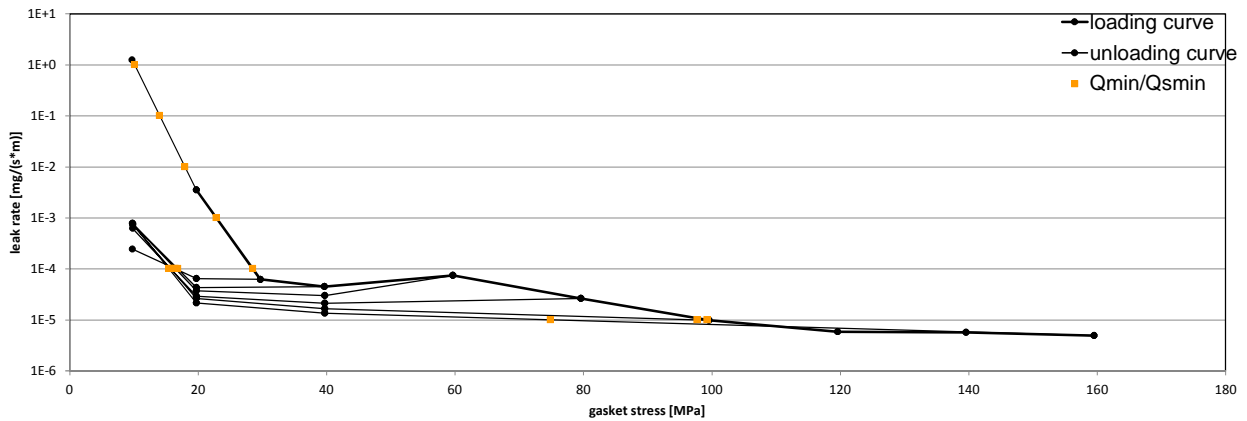
L [mg/(s*m)]	Q <sub>min/L</sub> [MPa]	Minimum stress to seal Q <sub>min/L</sub> (at assembly), Q <sub>Smin/L</sub> (after off-loading) for p = 40 bar									
		Q <sub>Smin/L</sub> [MPa]									
		Q <sub>A</sub> = 20 MPa	Q <sub>A</sub> = 30 MPa	Q <sub>A</sub> = 40 MPa	Q <sub>A</sub> = 60 MPa	Q <sub>A</sub> = 80 MPa	Q <sub>A</sub> = 100 MPa	Q <sub>A</sub> = 120 MPa	Q <sub>A</sub> = 140 MPa	Q <sub>A</sub> = 160 MPa	
10 <sup>0</sup>	10	10	10	10	10	10	10	10	10	10	
10 <sup>-1</sup>	11	10	10	10	10	10	10	10	10	10	
10 <sup>-2</sup>	14	6	10	5	6	10	10	5	10	5	
10 <sup>-3</sup>	17	8	5	7	7	7	7	7	7	7	
10 <sup>-4</sup>	19	13	9	9	9	9	9	9	9	9	
10 <sup>-5</sup>	100						30	39	25	20	
10 <sup>-6</sup>											
10 <sup>-7</sup>											
10 <sup>-8</sup>											

### Leakage - ambient temperature / inner pressure = 40 bar



L [mg/(s*m)]	Q <sub>min/L</sub> [MPa]	Minimum stress to seal Q <sub>min/L</sub> (at assembly), Q <sub>Smin/L</sub> (after off-loading) for p = 80 bar									
		Q <sub>Smin/L</sub> [MPa]									
		Q <sub>A</sub> = 20 MPa	Q <sub>A</sub> = 30 MPa	Q <sub>A</sub> = 40 MPa	Q <sub>A</sub> = 60 MPa	Q <sub>A</sub> = 80 MPa	Q <sub>A</sub> = 100 MPa	Q <sub>A</sub> = 120 MPa	Q <sub>A</sub> = 140 MPa	Q <sub>A</sub> = 160 MPa	
10 <sup>0</sup>	20	10	20	20	20	20	20			20	
10 <sup>-1</sup>	20	14	20	20	20	20	20			20	
10 <sup>-2</sup>	20	18	20	20	20	20	20			20	
10 <sup>-3</sup>	23		20	20	20	20	20			20	
10 <sup>-4</sup>	29		16	17	16	16	16			15	
10 <sup>-5</sup>	99						98			75	
10 <sup>-6</sup>											
10 <sup>-7</sup>											
10 <sup>-8</sup>											

### Leakage - ambient temperature / inner pressure = 80 bar



Note: the content of darkened cells was not determined respectively is unnecessary

Rev - No: 3

Creation date of this sheet:

07.01.2015

